

Scaled data based on original data using  
LM-79-08 Approved Method: Electrical and Photometric Measurements of Solid-  
State Lighting Products

Test Report Prepared for  
Cooper Lighting Solutions  
(formerly Eaton)

Brand: McGRAW-EDISON

Report Number: P941393

Luminaire Tested: **GALN-SB4D-930-U-T1**

Issue Date: 1/21/2025

**Test Information**

Test Method: LM-79-08  
Report Number: P941393  
TEST IS SCALED FROM IESNA LM-79-08 TEST DATA (G2-2405-108-2)  
Test Lab: INNOVATION CENTER  
Issue Date: 1/21/2025  
Manufacturer: COOPER LIGHTING SOLUTIONS (FORMERLY EATON)  
Product Line: McGRAW-EDISON  
Catalog Number: GALN-SB4D-930-U-T1  
Description: GALLEON AREA AND ROADWAY HIGH DENSITY LED LUMINAIRE  
(4) 90 CRI, 3000K, 900mA LIGHTSQUARES WITH 26 LEDS EACH AND TYPE I OPTICS  
Light Source: -  
Ballast/Driver: -

**Summary**

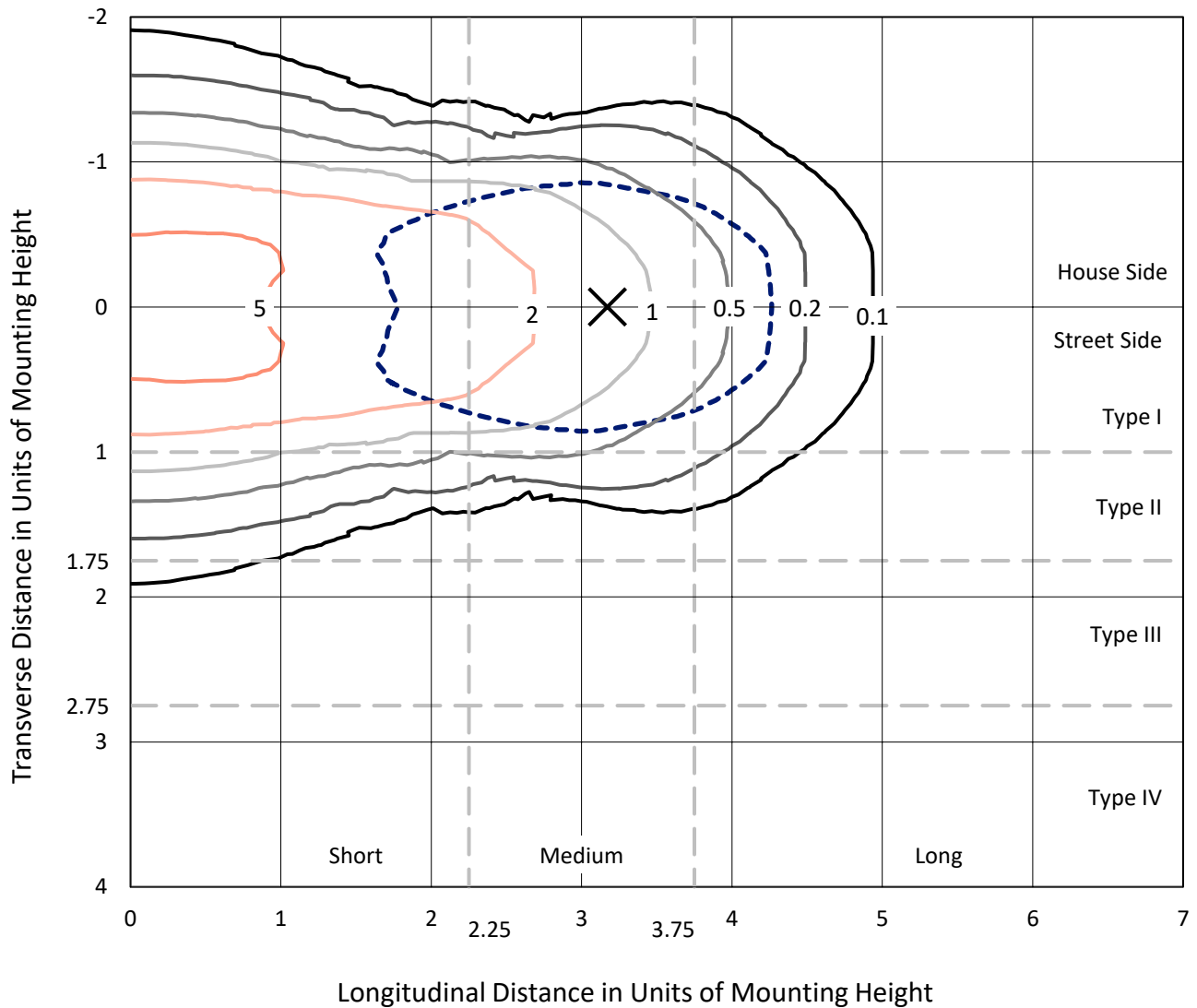
Lumens per Lamp: N/A  
Luminaire Lumens: 28066 lumens  
Efficiency: N/A  
Efficacy: 95.6 lumens/watt  
Luminous Opening: Rectangular (W 1' x L: 1' x H: 0')  
IES Classification: Type I - Short  
BUG Rating: B5 - U0 - G5  
  
Input Watts (W): 293.6  
Input Voltage (V): NR  
Input Current (Ain): NR  
Voltage Rise (V): NR  
Power Factor: NR  
Total Harmonic Distortion (THDi): NR  
Frequency (hertz): 60  
Stabilization Time: NR  
Operation Time: NR  
Ambient Temperature (°C): NR  
Test Distance: 24 FT



REPORT NUMBER: P941393  
 CATALOG NUMBER: GALN-SB4D-930-U-T1

### Iso-Footcandle Lines of Horizontal Illumination

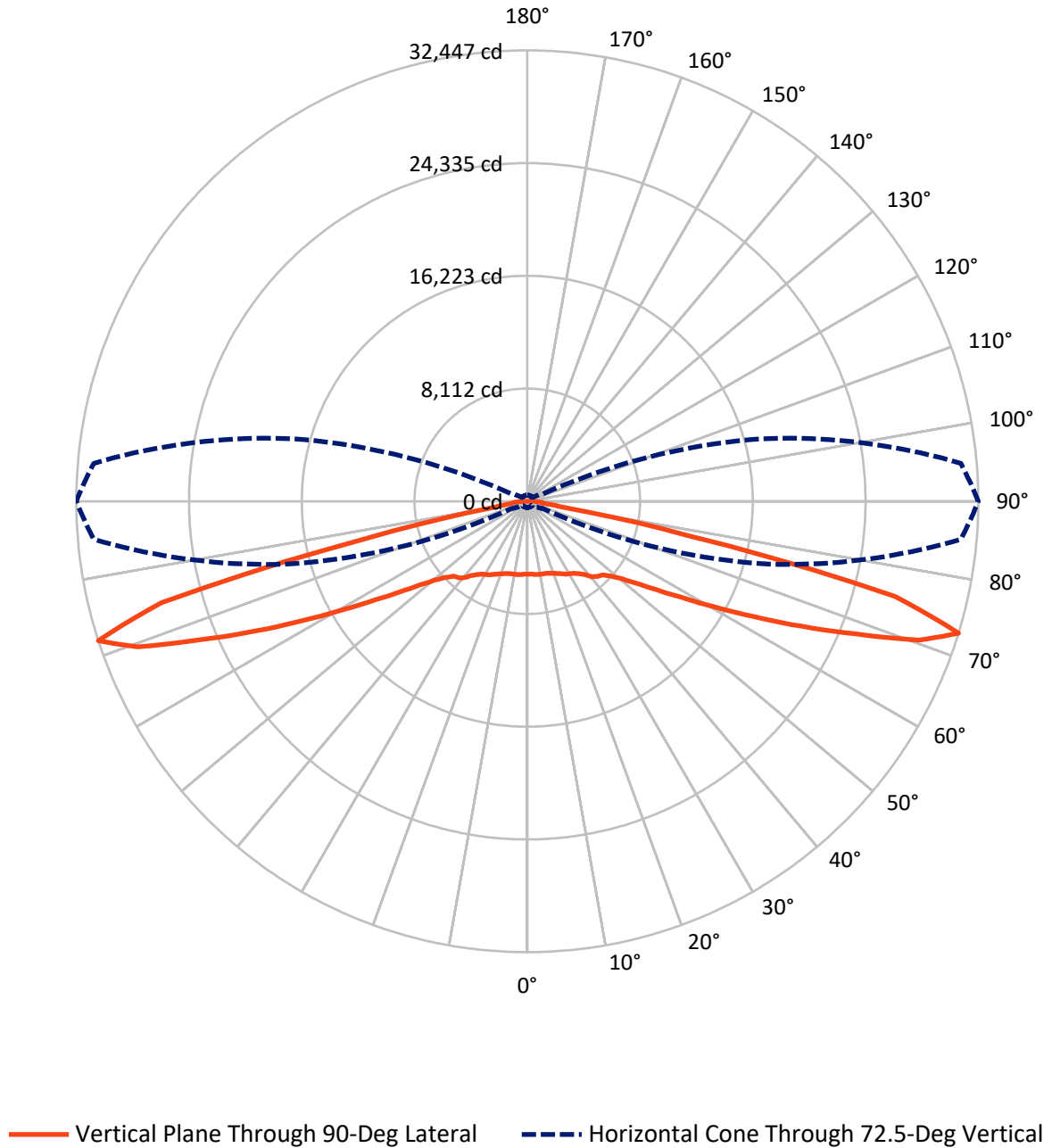
× Max cd  
 - - - 1/2 Max cd



Based on 25 foot mounting height. Maximum calculated value = 8.4 fc  
 Type I - Short - N/A

REPORT NUMBER: P941393  
CATALOG NUMBER: GALN-SB4D-930-U-T1

### Luminous Intensity Polar Plot



REPORT NUMBER: P941393  
 CATALOG NUMBER: GALN-SB4D-930-U-T1

**FLUX DISTRIBUTION:**

		Downward	Upward	Total
<b>House Side</b>	Lumens	14033.0	0.0	14033.0
	% Fixture	50.0	0.0	50.0
<b>Street Side</b>	Lumens	14033.0	0.0	14033.0
	% Fixture	50.0	0.0	50.0
<b>Total</b>	Lumens	28066.0	0.0	28066.0
	% Fixture	100.0	0.0	100.0

**Coefficient of Utilization**

**ZONAL LUMENS:**

Zone	Lumens	% Fixture
0°-10°	508.5	1.8
10°-20°	1554.8	5.5
20°-30°	2592.5	9.2
30°-40°	3565.5	12.7
40°-50°	4354.5	15.5
50°-60°	5036.4	17.9
60°-70°	6005.1	21.4
70°-80°	4191.2	14.9
80°-90°	257.4	0.9
90°-100°	0.0	0.0
100°-110°	0.0	0.0
110°-120°	0.0	0.0
120°-130°	0.0	0.0
130°-140°	0.0	0.0
140°-150°	0.0	0.0
150°-160°	0.0	0.0
160°-170°	0.0	0.0
170°-180°	0.0	0.0
0°-90°	28066.0	100.0
0°-180°	28066.0	100.0

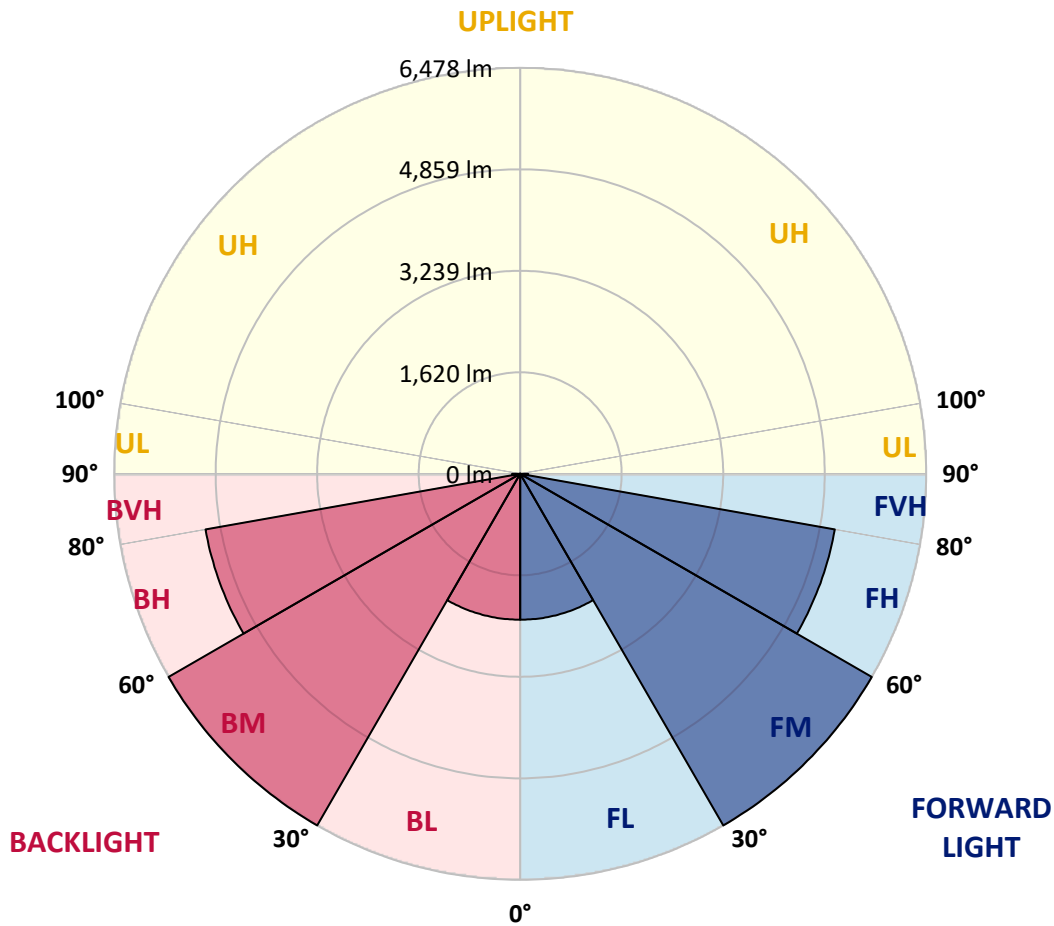


REPORT NUMBER: P941393  
 CATALOG NUMBER: GALN-SB4D-930-U-T1

**LUMINAIRE CLASSIFICATION SYSTEM LUMEN TABLE AND BUG RATING:**

Zone	Lumens	% Fixture	Zone Rating/Lumen Limit		
			B	U	G
FL (0°-30°)	2327.9	8.3			
FM (30°-60°)	6478.2	23.1			
FH (60°-80°)	5098.1	18.2			G3/7500
FVH (80°-90°)	128.7	0.5			G2/225
BL (0°-30°)	2327.9	8.3	B3/2500		
BM (30°-60°)	6478.2	23.1	B4/8500		
BH (60°-80°)	5098.1	18.2	B5		G5
BVH (80°-90°)	128.7	0.5			G2/225
UL (90°-100°)	0.0	0.0		U0/0	
UH (100°-180°)	0.0	0.0		U0/0	

**BUG Rating: B5-U0-G5**  
 Type I Short



REPORT NUMBER: P941393  
 CATALOG NUMBER: GALN-SB4D-930-U-T1

**CANDELA DISTRIBUTION (FULL):**

	0°	5°	15°	25°	35°	45°	55°	65°	75°	85°
0°	5244.4	5244.4	5244.4	5244.4	5244.4	5244.4	5244.4	5244.4	5244.4	5244.4
2.5°	5248.9	5254.9	5254.9	5250.4	5260.8	5251.9	5251.9	5247.4	5251.9	5247.4
5°	5275.8	5283.2	5286.2	5284.7	5298.1	5290.7	5290.7	5284.7	5286.2	5281.7
7.5°	5326.5	5336.9	5342.9	5350.3	5369.7	5360.8	5354.8	5336.9	5329.4	5317.5
10°	5342.9	5354.8	5374.2	5413.0	5457.7	5459.2	5441.3	5396.6	5362.3	5335.4
12.5°	5292.2	5308.6	5348.8	5427.9	5527.8	5568.1	5539.8	5465.2	5398.1	5350.3
15°	5228.0	5245.9	5307.1	5426.4	5574.1	5668.0	5665.1	5566.6	5459.2	5384.6
17.5°	5128.1	5146.0	5234.0	5401.0	5609.9	5765.0	5806.8	5705.3	5554.7	5454.7
20°	4947.6	4964.0	5086.3	5320.5	5621.8	5867.9	5976.8	5887.3	5699.4	5563.6
22.5°	4713.4	4738.8	4882.0	5181.8	5593.5	5975.3	6170.7	6109.6	5867.9	5680.0
25°	4462.8	4489.7	4656.7	5011.7	5520.4	6052.9	6400.4	6361.6	6058.8	5824.7
27.5°	4246.6	4274.9	4456.9	4843.2	5407.0	6082.7	6627.1	6646.5	6290.0	5984.3
30°	4076.5	4103.4	4297.3	4707.5	5260.8	6052.9	6825.5	6959.8	6525.7	6123.0
32.5°	3890.1	3924.4	4128.7	4541.9	5087.8	5981.3	6998.5	7298.3	6798.7	6272.1
35°	3654.4	3685.7	3900.5	4315.2	4861.1	5866.4	7143.2	7674.2	7189.5	6498.9
37.5°	3368.0	3397.8	3611.1	4031.8	4635.9	5705.3	7253.6	8097.8	7654.8	6825.5
40°	3080.1	3108.5	3308.3	3715.5	4365.9	5499.5	7292.4	8512.5	8188.8	7274.5
42.5°	2816.1	2841.5	3024.9	3403.8	4063.1	5237.0	7241.7	8873.5	8667.6	7587.7
45°	2573.0	2595.4	2757.9	3111.5	3748.4	4917.8	7089.5	9261.3	9237.4	7811.5
47.5°	2295.6	2317.9	2486.5	2828.1	3433.6	4543.4	6831.5	9643.1	10029.4	8318.6
50°	1957.0	1976.4	2149.4	2501.4	3107.0	4145.1	6473.5	9942.9	11028.8	9086.8
52.5°	1555.7	1576.6	1745.2	2097.2	2719.2	3717.0	6002.2	10138.3	12183.3	10208.4
55°	1157.5	1172.4	1318.6	1634.8	2238.9	3229.3	5411.5	10193.5	13492.9	11741.8
57.5°	839.8	848.7	942.7	1178.4	1697.4	2619.2	4694.0	10050.3	15051.6	13707.7
60°	680.2	683.1	711.5	815.9	1179.8	1930.1	3827.4	9558.1	16743.1	16241.9
62.5°	617.5	617.5	625.0	653.3	798.0	1273.8	2778.8	8537.9	18556.9	19444.4
65°	574.3	574.3	577.2	590.7	629.5	811.4	1754.1	6876.2	20085.7	23195.7
67.5°	535.5	537.0	535.5	540.0	562.3	599.6	1017.3	4749.2	20909.1	27082.8
70°	495.2	498.2	490.7	490.7	508.6	510.1	636.9	2604.3	20226.0	30340.4
72.5°	447.5	452.0	440.0	437.0	450.5	444.5	478.8	1250.0	17365.1	31312.9
75°	405.7	411.7	384.8	377.4	377.4	372.9	389.3	641.4	11270.4	25543.5
77.5°	368.4	380.4	337.1	313.2	307.3	293.8	317.7	392.3	4929.7	11992.4
80°	304.3	320.7	277.4	249.1	238.7	223.7	250.6	274.5	1466.2	2784.8
82.5°	226.7	234.2	196.9	177.5	168.5	158.1	187.9	190.9	477.3	985.9
85°	144.7	147.7	120.8	104.4	99.9	95.5	119.3	104.4	182.0	724.9
87.5°	50.7	58.2	46.2	41.8	44.7	37.3	55.2	31.3	50.7	511.6
90°	0.0	0.0	0.0	0.0	0.0	0.0	0.0	0.0	0.0	0.0

(END C

90°

5244.4  
5247.4  
5281.7  
5317.5  
5330.9  
5342.9  
5372.7  
5438.3  
5538.3  
5645.7  
5776.9  
5933.5  
6049.9  
6179.7  
6395.9  
6688.3  
7128.3  
7399.8  
7557.9  
8026.2  
8719.8  
9756.5  
11176.5  
12996.2  
15345.5  
18243.6  
21677.3  
25443.5  
29909.4  
32446.5  
27321.4  
11743.3  
2667.0  
1114.2  
1053.1  
633.9  
0.0

OF REPORT)